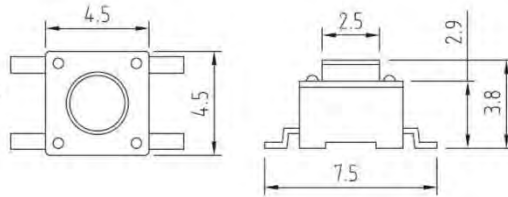




## SWTA4409S-130L/160L/250L



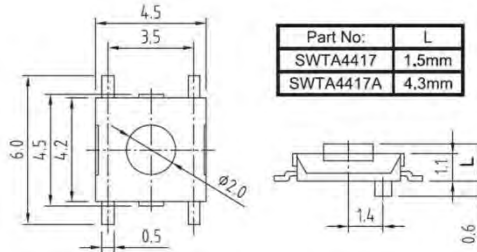
1. Rating : DC 12V. 50mA
2. Travel : 0.25±0.15m/m
3. Operating Force : 130 ±30gf  
or 160 ±30gf or 250±50gf
4. Contact Resistance : 100m Ω MAX
5. Life : 500,000 Cycles Min



## SWTA4417X-160L/250L



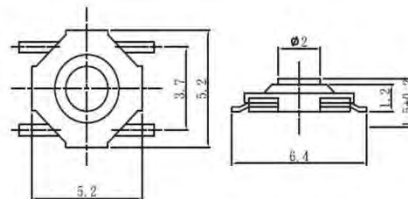
1. Rating : DC 12V. 50mA
2. Travel : 0.2±0.1m/m
3. Operating Force : 160 ±30gf  
or 250 ±50gf
4. Contact Resistance : 50m Ω MAX
5. Life : 100,000 Cycles Min



## SWTA5407S-160L



1. TRAVEL: 0.25±0.1mm
2. OPERATION FORCE: 160±30gf
3. GENERAL TOL: ±0.3mm
4. RESIST: 100mm ohm MAX



## SWTA6301EX-180L/250L



1. Rating : DC 12V. 50mA
2. Travel : 0.25±0.1m/m
3. Operating Force : 180 ±30gf  
or 250 ±50gf
4. Contact Resistance : 100m Ω MAX
5. Life : 50,000 or 30,000 Cycles

Part No:	L	PEG
SWTA6301E	4.3mm	With
SWTA6301EA	5.0mm	with
SWTA6301NE	4.3mm	W/O
SWTA6301NEA	5.0mm	W/O

